




Winter Driving TIPS 2017-2018



Winter Driving Mode !

In the “first rain” and every time it rains after several days of good weather, the danger of driving on slippery roads due to wet dust, grains of sand, oil residues on the road and turns them into a smooth surface that reduces the car's grip on the road.

What we need to do????????

- ☐ Reduce speed and keep a greater distance than the vehicle in front of us.
- ☐ Avoid sudden braking due to less friction on wet roads.
- ☐ Try to avoid entering large puddles because we do not know their depth.
- ☐ During emergency braking in vehicles with an ABS system (prevents wheel lock) “vibration” sounds are felt from the brake pedal - do not panic and continue to brake.
- ☐ Avoid sharp turns and accelerate gently.



Vehicle condition tips



- ☐ Check tire pressure and fill in accordance with the manufacturer's instructions according to the sticker located in the door of the driver's door / back hood or vehicle handbook.
- ☐ You check that tires aren't dry, that they have a depth of grooves greater than 2 mm which allow proper manageability on water !!?
- ☐ It is very important to check that the windshield wipers are good and not dry, and also to make sure that the washer fluid container is full.
- ☐ Clean the windshields and headlamps to provide proper visibility.
- ☐ When it rains, we hurry out of the car and usually open the door quickly, do not forget to stop for a moment and look at the mirrors before opening the door, which can prevent damage to you and others.
- ☐ For your convenience, leave an umbrella in the car during the winter.



Pedestrians



- ☐ The hours of darkness start very early in the winter, at this time the traffic is heavy, and there are many pedestrians on the streets.
- ☐ It should be taken into account in the dark that pedestrians dressed in winter are usually in dark clothes, making it harder to detect them.
- ☐ Winter hats and umbrellas make it difficult for pedestrians to see us driving and may not notice the approaching vehicle.
- ☐ Consider the pedestrians – drive through puddles slowly and try not spray water and mud on them.






It is mandatory using headlights day and night on interurban roads between 01/11/2017 and up until 31/03/2018

- Buses, taxis and trucks are obliged to turn on lights on urban roads as well.

Fog lights



- ☐ It is necessary to use fog lights in heavy rain or fog.
- ☐ Rear fog light is a strong red light used as a precaution for drivers approaching the rear.
- ☐ Front fog light (for those who have them) are white or yellow lights used to penetrate the fog in front of you while driving.
- ☐ The markings on the dashboard indicate that the lights are on.
- ☐ Please do not forget to turn off the fog lights when not needed.

Fog on the windshield

There are several methods to prevent windshield fog, the most effective is:

1. Turn on heat in the direction of the windshield while turning on the air conditioner button.
2. When the air comes out of the air conditioning system, it exits dry, and the fog quickly disappears.
3. After the fog has vanished reduce the ventilation and heat temperature.



Side Winds



If the wind comes from the left, the vehicle will be pushed forward and to the right and if the wind comes from the right the vehicle will be pushed forward and left. Therefore it is necessary to hold the wheel against the side wind direction firmly.

As we increase the speed of our driving in a strong winds, we will reduce the control of the vehicle - because the lift forces the vehicle to rise lightly, drive slower when this happens.

When we drive past a place where we are relatively protected from the wind and we are suddenly exposed to an strong sidewind stroke, all of a sudden we seem to get sharp movement of the steering wheel, make sure you are ready and not surprised. In this situation holding the wheel with both hands is more important than ever.

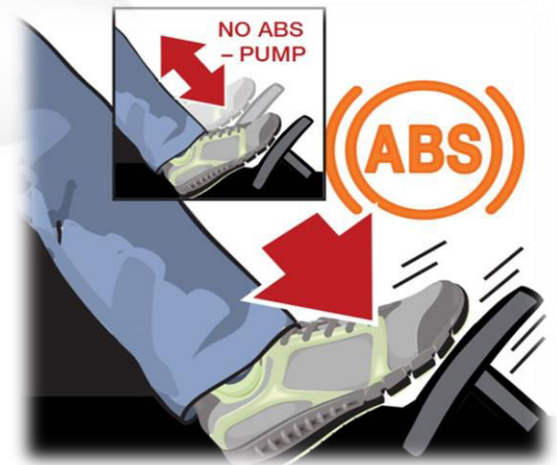
A.B.S

Anti-lock Braking System,

This system is designed to prevent the vehicle wheels from locking and skidding during emergency braking while allowing the driver to successfully steer the car during braking.

During emergency braking:

- ☐ Hold the steering wheel tight .
- ☐ Do not leave the brake until the vehicle stops.
- ☐ Do not pump the brake.
- ☐ Do not be alarmed by the noise of the system.
- ☐ steer the car to safety during braking.



E.S.P - Electronic Stabilization Program

This system is an advanced control mechanism designed to stabilize the vehicle in different skid modes by controlling each and every one of the wheels separately and individually with the other systems such as brakes, abs ext.

The system is designed to boost into action automatically when in risk of losing control of the vehicle caused by skid.



Driving distractions ..

- ☐ Be especially careful in winter to avoid using mobile phone, multimedia system, and anything that causes "distraction".
- ☐ Before entering the vehicle in the winter, wear clumsy clothing items that may hurt and limit the movement of the driver.
- ☐ You should drive without a "hoodie" or a wool cap, which may damage the field of vision to the sides, especially in the passage between lanes.
- ☐ Do not overheat the vehicle - this may cause the driver to fall asleep, preferably leaving a small opening in the driver's window to refresh the air in the passenger compartment.

Important Information!!!

Many studies indicate that a significant portion of fatal road accidents are caused by distraction during driving.

Do not compromise on life !!!

Wishing you a good safe ride

